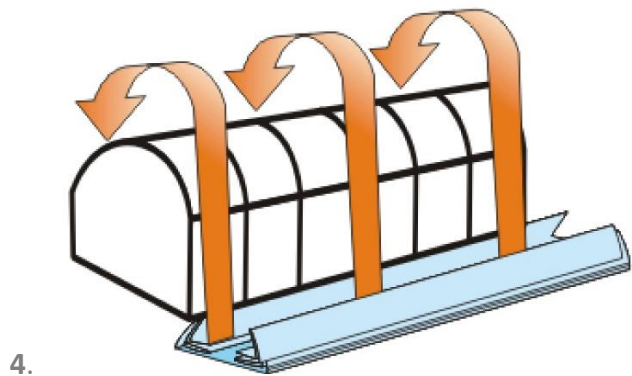
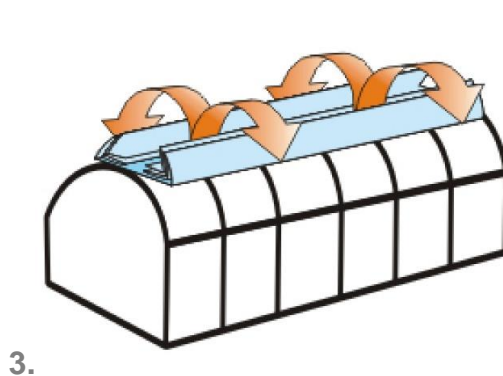

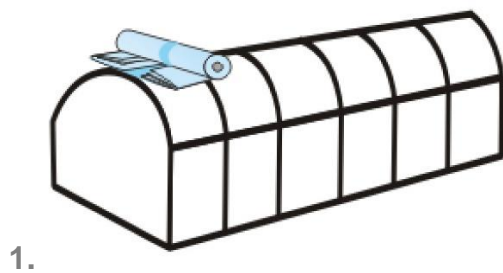


INSTRUCTIONS OF PLACEMENT AND USE OF GREENHOUSE FILMS

Good practice:

1. Fix the edge of the film on one side of the greenhouse.
2. Unroll the whole length of the film either on the greenhouse roof or on the ground by moving the roll towards the other side, **without unfolding the film**.
3. Unfold the film and fix it on the greenhouse.



What to avoid:

- Do not fix the roll on one side of the greenhouse and unroll it by pulling the edge of the film towards the other side. By doing so, any sharp object on the structure or on the ground might cause a long scratch or even tear the whole length of the film. If this is your only option, make sure that the structure or the ground- whichever is the case- is free of any sharp objects (wires, stones, wood or metal pieces) that could harm the film.

- **Do not unroll and unfold the film simultaneously.** By doing so it is possible to cause the internal folds to bundle and tear under the pressure you exert. **This is particularly important in the case of 8-folded films!**

